






### ◆ EMBED EXTERNAL CONTENT

Used to expose dashboards you have on your Power BI service or Tableau server in InEight Explore.

1. Click the **Add External Content**  icon.
2. Add a **Name** for the content and the **Source** link.
3. Click **Save**.
  - The resulting saved report appears alphabetically in your list of reports, along with the External Content identifier
  - External content can also be shared using the **Share**  icon
  - Remove external content by clicking the **three-dot ellipsis** and then **Delete external content**

### ◆ ACCESS API DOCUMENTATION

1. From the home landing page, click the **Main Menu**  icon.
2. Click **Explore** > **API Documentation**.
3. To access a document, click on the **PDF link**.

### NEED SOME MORE HELP?



Learn more in our Knowledge Library  
[learn.ineight.com](https://learn.ineight.com)



Take a course at InEight U  
[university.ineight.com](https://university.ineight.com)